

Finland u18 2 3 Polska u18			Set	Duration	Partial score	Score
Match FU18-PU18			1	00:00	8-7 14-16 18-21	23-25
Hall			2	00:00	7-8 15-16 17-21	22-25
City			3	00:00	7-8 10-16 16-21	19-25
Date 10/06/2024			4	00:00	8-5 16-15 20-21	31-29
Time 16:30			5	00:00	5-4 9-10 9-12	20-18
Referees			Spectators			
			Receipts			

Finland u18	Set					Vote	Points			Serve			Reception			Attack			BK		
	1	2	3	4	5		Tot	BP	W-L	Tot	Err	Pts	Tot	Err	Pos% (Exc%)	Tot	Err	Blo		Pts	Pts%
01 L Kukkonen Aatu						12	.	67% (42%)
02 L Salmijärvi Panu						5.5	.	-1	.	.	.	25	1	72% (20%)
03 Huikari Aki				4		5.5	2	-2	10	2	.	10	.	90% (0%)	5	.	2	2	40%	.	.
04 Vainio Ville				1		5.5	4	+2	7	.	.	5	.	60% (40%)	10	.	2	3	30%	1	.
05 Kuukasjärvi Eeli	5	6		5		6	3	.	10	3	2	.	.	.	1	.	.	1	100%	.	.
06 Puhakka Juho-Markus			5	4		6.3	3	.	9	3	1	.	.	1	100%	2	.
07 Viljamaa Viktor	2	3	2	1		5.6	18	+8	14	3	.	2	.	100% (50%)	42	6	1	17	40%	1	.
08 Siika-aho Matias					
09 Vesanen Kasper	6	1	6	5	6	5.9	23	+17	11	2	.	27	.	56% (11%)	45	2	2	23	51%	.	.
10 Vanhatupa Kaapo	3	4	3	2	2	5.6	16	+3	18	2	.	17	1	65% (24%)	35	7	3	15	43%	1	.
11 Ahvenjärvi Lauri				3		.	.	-1	4	1	.	1	.	0% (0%)
12 Ruohola Aarni	4	5	4	3		5.5	3	-1	19	2	10	2	2	2	20%	1	.
13 Kolehmainen Janne	1	2	1			5.5	1	-1	9	1	.	2	1	0% (0%)	3	.	.	.	0%	1	.
14 Laitinen Leo				6		.	1	.	3	1	2	.	.	1	50%	.	.
Players total						74	22	+24	114	20	2	101	3	65% (20%)	155	17	10	65	42%	7	




	Points won	Ser	Atk	Blo	Op	Er
Coach Oskar Muurinen	Set 1	2	8	2	11	23 3 2
Assistant undefined undefined	Set 2	.	15	.	7	22 6 .
	Set 3	.	11	2	6	20 4 .
	Set 4	.	18	3	10	31 4 .
	Set 5	.	13	.	7	18 3 .


Polska u18	Set					Vote	Points			Serve			Reception			Attack			BK		
	1	2	3	4	5		Tot	BP	W-L	Tot	Err	Pts	Tot	Err	Pos% (Exc%)	Tot	Err	Blo		Pts	Pts%
01 Nurkiewicz Igor				3	4	5.5	5	+3	10	1	.	1	.	100% (100%)	8	1	.	4	50%	1	.
02 L Durski Maksymilian						5.5	12	.	67% (0%)	1	.	.	.	0%	.	.
03 Chrzanowski Bartosz	4	4	6	5	6	5.5	11	+2	15	3	.	24	1	42% (17%)	31	1	4	10	32%	1	.
04 Szczurowski Jakub			3			5.5	5	.	7	2	.	8	.	63% (25%)	14	3	.	5	36%	.	.
05 Pietruszewski Krzysztof	5	5	1	6	1	6.3	11	+9	16	1	2	1	.	100% (0%)	10	1	.	6	60%	3	.
09 Korona Maciej	1	1				5.9	9	+5	9	2	1	8	.	50% (38%)	15	2	.	8	53%	.	.
10 Drag Maciej	6	6	2	1	2	5.8	.	.	16	1	.	.	.	0%	.	.
11 Dudek Patryk						.	.	.	2
13 Potempa Adam	2	2	4			5.5	5	+1	12	1	1	.	.	.	8	3	.	3	38%	1	.
16 Trawka Oskar			2	3		5.6	11	+3	12	5	.	21	.	62% (38%)	27	2	1	10	37%	1	.
17 L Schadach Marcel						5.5	.	-1	.	.	.	17	1	59% (29%)	1	.	.	.	0%	.	.
19 Pobrotyn Szymon			4	5		6	8	+3	8	1	.	1	.	0% (0%)	18	2	2	5	28%	3	.
21 Kiciński Marcel	3	3	5			6.9	9	+7	6	2	18	.	.	9	50%	.	.
23 Falkowski Filip						6	.	-1	8	1
Players total						75	30	+31	121	19	4	94	2	55% (24%)	154	15	8	61	40%	10	

	Points won	Ser	Atk	Blo	Op	Er
Coach undefined undefined	Set 1	.	15	.	10	24 5 .
Assistant undefined undefined	Set 2	2	14	1	8	25 6 2
	Set 3	2	9	3	11	24 3 2
	Set 4	.	16	2	11	29 3 .
	Set 5	.	7	4	7	19 2 .

Finland u18				Polska u18			
Points	Reception	101		Kill on reception	Reception	94	Points
S in Diff	Points SO	52		1st Attack AFTER POSITIVE RECEPTION (+#)	Points SO	45	S in Diff
6 -2	Each 1.94 receptions		Errors Blo Pts% Tot	Errors Blo Pts% Tot	Each 2.09 receptions		6 +3
5 -10	1 Point		7 2 52% 63	49 47% 4 4	1 Point		5 +4
4 -2			1st Attack AFTER NEGATIVE RECEPTION (-!)	Errors Blo Pts% Tot			4 -8
3 +2	Serve	114	Errors Blo Pts% Tot	3 4 29% 24	35 31% 3 6	Serve	3 +1
2 +5	Points BP	22	Attack on dig	Errors Blo Pts% Tot	7 4 37% 68	Points BP	2 +5
1 0	Each 5.18 serves		Errors Blo Pts% Tot	7 4 37% 68	70 39% 1 5	Each 4.03 serves	1 +2
	1 Break point					1 Break point	

BP Break point
 Err Errors
 Pos% Positive +#
 W-L Won-Lost
 Pts Points
 Blo Blocked
 Exc Excellent

 Substitute
 Starting lineup
 Starting setter
 Starting serve


 volleystation.com