

FINW24 **3 0** ESTONIA Women`s 2024

| Set | Duration | Partial score | | | Score |
|-----|----------|---------------|-------|-------|--------------|
| 1 | 00:19 | 8-0 | 16-2 | 21-7 | 25-7 |
| 2 | 00:24 | 8-5 | 16-11 | 21-15 | 25-17 |
| 3 | 00:25 | 8-7 | 16-12 | 21-14 | 25-15 |

Match **FINW-EST24W**

Hall
City

Date **12/08/2024**

Time **09:18**

Referees

Spectators





Receipts

| FINW24 | Set | | | | | Vote | Points | | | Serve | | | Reception | | | Attack | | | BK | | | |
|--------------------------|-----|---|---|---|---|-------------------|------------|------------|------------|-----------|-----------|----------|-----------|-----|------------------|-----------|----------|----------|-----------|------------|----------|-----|
| | 1 | 2 | 3 | 4 | 5 | | Tot | BP | W-L | Tot | Err | Pts | Tot | Err | Pos% (Exc%) | Tot | Err | Blo | | Pts | Pts% | Pts |
| 00 COACH COATCH | | | | | | . | . | . | -1 | . | . | . | . | . | . | 1 | 1 | . | . | 0% | . | |
| 03 Rekola Netta | 3 | 3 | 3 | | | 7 | 11 | 7 | +7 | 10 | 2 | 2 | . | . | . | 8 | 2 | . | 5 | 63% | 4 | |
| 05 Kokkonen Suvi | 5 | 5 | 2 | | | 6.5 | 21 | 10 | +17 | 8 | 2 | . | 9 | . | 67% (44%) | 28 | 2 | . | 19 | 68% | 2 | |
| 06 Kosonen Jessica | | | | 5 | | 7.8 | 5 | 1 | +5 | 3 | . | . | 11 | . | 73% (45%) | 6 | . | . | 5 | 83% | . | |
| 07 Jalonen Emmi | | | | | | 10 | . | . | . | 2 | . | . | . | . | . | . | . | . | . | . | . | |
| 08 Alanko Kaisa | 1 | 1 | 1 | | | 5.5 | . | . | . | 18 | . | . | . | . | . | 1 | . | . | . | 0% | . | |
| 09 Aronen Ada | 2 | 2 | | | | 8 | 9 | 7 | +9 | 14 | . | 4 | 5 | . | 100% (60%) | 6 | . | . | 4 | 67% | 1 | |
| 10 L Penttila Laura | | | | | | . | 1 | 1 | +1 | 1 | . | . | . | . | . | 1 | . | . | 1 | 100% | . | |
| 13 Kaanta Emilia | | | | | | . | . | . | . | . | . | . | . | . | . | . | . | . | . | . | . | |
| 15 Ohman Daniela | 6 | 6 | 6 | | | 5.5 | 4 | 3 | +2 | 6 | . | 1 | . | . | . | 5 | 2 | . | 3 | 60% | . | |
| 16 L Laaksonen Netta | | | | | | 7.3 | . | . | . | . | . | . | 9 | . | 78% (67%) | . | . | . | . | . | . | |
| 17 Lindgren Saana | | | | | | 5.8 | 2 | . | +1 | . | . | . | . | . | . | 6 | . | 1 | 2 | 33% | . | |
| 18 Tikka Taija | | | | | | . | . | . | . | . | . | . | . | . | . | . | . | . | . | . | . | |
| 20 Madsen Yasmine | 4 | 4 | 4 | | | 6.1 | 9 | 5 | +7 | 10 | 1 | 1 | . | . | . | 21 | . | 1 | 8 | 38% | . | |
| Players total | | | | | | 62 | 34 | +48 | | 72 | 5 | 8 | 34 | . | 76% (53%) | 83 | 7 | 2 | 47 | 57% | 7 | |
| | | | | | | Points won | Ser | Atk | Blo | Op | Er | | | | | | | | | | | |
| Coach Nikolas Buser | | | | | | Set 1 | 4 | 11 | 2 | 8 | 23 | . | 4 | 6 | . | 83% (67%) | 21 | . | . | 11 | 52% | 2 |
| Assistant Pekka Seppanen | | | | | | Set 2 | 3 | 14 | 3 | 5 | 25 | 3 | 3 | 13 | . | 69% (38%) | 28 | 3 | 1 | 14 | 50% | 3 |
| | | | | | | Set 3 | 1 | 22 | 2 | 0 | 24 | 2 | 1 | 15 | . | 80% (60%) | 34 | 4 | 1 | 22 | 65% | 2 |

| ESTONIA Women`s 2024 | Set | | | | | Vote | Points | | | Serve | | | Reception | | | Attack | | | BK | | | |
|---------------------------------|-----|---|---|---|---|-------------------|------------|------------|------------|-----------|-----------|-----|-----------|----------|------------------|-----------|----------|----------|-----------|------------|----------|-----|
| | 1 | 2 | 3 | 4 | 5 | | Tot | BP | W-L | Tot | Err | Pts | Tot | Err | Pos% (Exc%) | Tot | Err | Blo | | Pts | Pts% | Pts |
| 01 PEIT Nette | 4 | 4 | 4 | | | 5.6 | 8 | . | +3 | 8 | . | . | 20 | 1 | 50% (25%) | 19 | 3 | 1 | 7 | 37% | 1 | |
| 02 LEMBER Nora | | | | | | . | . | . | . | . | . | . | 1 | . | 0% (0%) | 2 | . | . | . | 0% | . | |
| 04 MIILEN Kristiine | 1 | 1 | 1 | | | 5.9 | 8 | 1 | +3 | 7 | 1 | . | 14 | . | 79% (43%) | 22 | 3 | 1 | 7 | 32% | 1 | |
| 05 KIVILOO Liis | 5 | 5 | 5 | | | 6.5 | 4 | 1 | +3 | 6 | . | . | . | . | . | 6 | . | 1 | 4 | 67% | . | |
| 06 KASK Mirjam Karoliine | | | | | | . | . | . | . | . | . | . | . | . | . | . | . | . | . | . | . | |
| 07 L LASS Marily | | | | | | 5.5 | . | . | -3 | . | . | . | 20 | 3 | 45% (30%) | . | . | . | . | . | . | |
| 09 VARES Carmel | | | | | | . | . | . | -1 | . | . | . | . | . | . | 1 | 1 | . | . | 0% | . | |
| 11 LAAK Kertu | 3 | 3 | 3 | | | 5.5 | 5 | . | +2 | 7 | . | . | . | . | . | 23 | . | 3 | 5 | 22% | . | |
| 12 L LEENURM Janelle | | | | | | . | . | . | -3 | . | . | . | 6 | 3 | 17% (0%) | . | . | . | . | . | . | |
| 15 SOVA Johanna | 2 | 2 | 2 | | | 5.5 | 3 | . | . | 6 | 3 | . | 3 | . | 33% (0%) | 4 | . | . | 3 | 75% | . | |
| 16 KIBBERMANN Karolina | 6 | 6 | 6 | | | 5.5 | . | . | -2 | 3 | 1 | . | 2 | 1 | 50% (0%) | . | . | . | . | . | . | |
| 17 VAHULA Häli | | | | | | 5.5 | . | . | -1 | 3 | 1 | . | . | . | . | . | . | . | . | . | . | |
| 19 KULLERKANN Kadi | | | | | | . | . | . | . | . | . | . | . | . | . | . | . | . | . | . | . | |
| 22 PILL Liisbet | | | | | | . | . | . | . | . | . | . | . | . | . | . | . | . | . | . | . | |
| Players total | | | | | | 28 | 2 | . | | 40 | 6 | . | 66 | 8 | 50% (26%) | 78 | 7 | 7 | 26 | 33% | 2 | |
| | | | | | | Points won | Ser | Atk | Blo | Op | Er | | | | | | | | | | | |
| Coach Andres TOOBAL | | | | | | Set 1 | . | 8 | . | -1 | 7 | 1 | . | 24 | 4 | 50% (21%) | 26 | 4 | 2 | 8 | 31% | . |
| Assistant M RADIONENKOV V. METT | | | | | | Set 2 | . | 10 | 1 | 6 | 17 | 4 | . | 22 | 3 | 50% (32%) | 27 | 2 | 3 | 10 | 37% | 1 |
| | | | | | | Set 3 | . | 8 | 1 | 6 | 16 | 1 | . | 20 | 1 | 50% (25%) | 25 | 1 | 2 | 8 | 32% | 1 |

| FINW24 | | | | ESTONIA Women`s 2024 | | | | | | | | | | |
|-----------|----------------------|----|--|--|-----|------|-----|-----|------|-----|--------|----------------------|----|-----------|
| Points | Reception | 34 | | Kill on reception | | | | | | | | Reception | 66 | Points |
| S in Diff | Points SO | 28 | | 1st Attack AFTER POSITIVE RECEPTION (+#) | | | | | | | | Points SO | 26 | S in Diff |
| 6 +11 | Each 1.21 receptions | | | Errors | Blo | Pts% | Tot | Tot | Pts% | Blo | Errors | Each 2.54 receptions | | 6 -10 |
| 5 +4 | 1 Point | | | 2 | 0 | 65% | 26 | 30 | 40% | 5 | 2 | 1 Point | | 5 -3 |
| 4 +7 | | | | 1st Attack AFTER NEGATIVE RECEPTION (-!) | | | | | | | | | | 4 -7 |
| 3 0 | Serve | 72 | | Errors | Blo | Pts% | Tot | Tot | Pts% | Blo | Errors | Serve | 40 | 3 -4 |
| 2 -1 | Points BP | 34 | | 1 | 0 | 57% | 7 | 16 | 19% | 0 | 3 | Points BP | 2 | 2 0 |
| 1 +15 | Each 2.12 serves | | | Attack on dig | | | | | | | | Each 20 serves | | 1 -12 |
| | 1 Break point | | | Errors | Blo | Pts% | Tot | Tot | Pts% | Blo | Errors | 1 Break point | | |
| | | | | 4 | 2 | 52% | 50 | 32 | 34% | 2 | 2 | | | |

BP Break point
Err Errors
Pos% Positive +#
W-L Won-Lost
Pts Points
Blo Blocked
Exc Excellent

 Substitute
 Starting lineup
 Starting setter
 Starting serve