





u21 Pojat 3 0 Färsaaret P			Set	Duration	Partial score			Score
Match U21P-FÄRP			1	00:21	8-6	16-11	21-14	25-15
Hall			2	00:24	3-8	8-16	21-19	25-20
City			3	00:25	4-8	16-12	21-18	25-22
Date 15/10/2024			Spectators					
Time 18:54			Receipts					
Referees								


u21 Pojat	Set					Vote	Points			Serve			Reception			Attack			BK Pts		
	1	2	3	4	5		Tot	BP	W-L	Tot	Err	Pts	Tot	Err	Pos% (Exc%)	Tot	Err	Blo		Pts	Pts%
01 Marttila Eemi	3	2	3			5.8	12	5	+3	10	3	.	13	.	54% (38%)	23	6	.	12	52%	.
02 Punnonen Niko					
03 L Vihakas Ville						5.5	7	.	57% (0%)
04 Välimäki Justus	2	1	2			6.4	2	2	.	9	2	2	.	.	.	1	.	.	.	0%	.
05 Karjalainen Filip						2
06 Puputti Mikke						2
07 Nykänen Leo	6	5				6.3	10	5	+7	14	2	4	17	.	29% (0%)	9	1	.	6	67%	.
08 Sadonikov Maxim	4	3	4			6.3	4	1	+2	7	2	.	1	.	0% (0%)	8	.	.	2	25%	2
09 Oivanen Elias	1	6	1			7.1	11	8	+8	14	2	3	2	.	100% (100%)	9	.	1	5	56%	3
10 Jago Elias				6		5.6	2	1	-3	3	2	.	11	2	55% (55%)	7	.	1	2	29%	.
11 Poikonen Vertti				5		5.5	5	3	.	4	1	1	.	.	.	10	2	2	4	40%	.
12 Väisänen Miikka	5	4				6.6	11	5	+8	6	2	1	.	.	.	17	1	.	10	59%	.
Players total						58	30	+26		72	16	11	52	2	46% (25%)	85	10	4	42	49%	5
	Points won					Ser	Atk	Blo	Op.Er												
Coach Mika Rantanen	Set 1					4	13	2	6	24	5	4	13	.	54% (23%)	26	3	.	13	50%	2
Assistant Antti-Jussi Marttila	Set 2					4	15	1	5	25	4	4	16	.	38% (6%)	27	2	.	15	56%	1
	Set 3					3	14	2	6	23	7	3	23	2	48% (39%)	32	5	4	14	44%	2

Färsaaret P	Set					Vote	Points			Serve			Reception			Attack			BK Pts		
	1	2	3	4	5		Tot	BP	W-L	Tot	Err	Pts	Tot	Err	Pos% (Exc%)	Tot	Err	Blo		Pts	Pts%
01 Hvitklett Ali	4	5	4			5.5	1	.	-4	8	1	.	1	.	0% (0%)	5	4	.	1	20%	.
02 Olsen Brandur					
05 Petersen Hans						5.5	2	1	+2	5	.	1	.	.	.	1	.	.	1	100%	.
06 Olsen Ingolf					
07 Lukama Micah					
08 Henriksen Johannes					
09 Poulsen Likas	1	2	1			5.5	1	1	-2	12	2	1	1	1	0% (0%)	4	.	.	.	0%	.
10 Eystberg Matheo	5	6	5			5.7	6	2	-2	7	2	.	19	3	21% (5%)	10	.	3	5	50%	1
12 i Haraldstovu Roar	6	1	6			6	6	2	+1	10	2	12	2	1	4	33%	2
13 L Johansen Johannes						5.5	.	.	-5	.	.	.	18	5	17% (11%)
14 Non Hakun	2	3	2			5.5	4	1	-2	10	.	.	17	2	59% (29%)	13	3	1	4	31%	.
15 Akason Rani	3	4	3			6.5	6	2	+4	7	1	8	1	.	5	63%	1
Players total						26	9	-8		60	8	2	56	11	30% (14%)	53	10	5	20	38%	4
	Points won					Ser	Atk	Blo	Op.Er												
Coach Vukasin Nedeljko	Set 1					.	5	.	10	16	3	.	19	4	26% (5%)	12	3	2	5	42%	.
Assistant Mattias Isaksen	Set 2					.	11	.	9	20	4	.	21	4	33% (24%)	22	2	1	11	50%	.
	Set 3					2	4	4	12	24	1	2	16	3	31% (13%)	19	5	2	4	21%	4

u21 Pojat				Färsaaret P										
Points	Reception	52		Kill on reception								Reception	56	Points
S in Diff	Points SO	28		1st Attack AFTER POSITIVE RECEPTION (+#)								Points SO	17	S in Diff
6 +4	Each 1.86 receptions			Errors	Blo	Pts%	Tot	Tot	Pts%	Blo	Errors	Each 3.29 receptions		6 -2
5 -2	1 Point			1	3	57%	23	15	40%	3	2	1 Point		5 -1
4 +2				1st Attack AFTER NEGATIVE RECEPTION (-!)										4 -6
3 +12	Serve	72		Errors	Blo	Pts%	Tot	Tot	Pts%	Blo	Errors	Serve	60	3 -9
2 +5	Points BP	30		4	0	37%	19	15	40%	0	2	Points BP	9	2 -2
1 -3	Each 2.4 serves			Attack on dig								Each 6.67 serves		1 +2
	1 Break point			Errors	Blo	Pts%	Tot	Tot	Pts%	Blo	Errors	1 Break point		
				5	1	51%	43	23	35%	2	6			

BP Break point
Err Errors
Pos% Positive +#
W-L Won-Lost
Pts Points
Blo Blocked
Exc Excellent

 Substitute
 Starting lineup
 Starting setter
 Starting serve


volleystation.com